

KENDRIYA VIDYALAYA SANGATHAN

CLASS - III SUGGESTED LIST OF MULTI-DISCIPLINARY PROJECTS (20)

S.No.	Name of the Project	Textual (Gen.)	Additional info.	Subjects integrated with	Source of information	Criteria (10M)
1	Book marks – (5)Road safety rules(individual) Video	General	Need for observation of safety rules	EVS- travelling Art/Craft- designing book marks Languages	Eng.Text EVS text Internet Interaction with family and friends	Creativity- 3M Communication skills-4m Content – 3M
2	Model of an Aquarium- video (individual)	General	How fish breathe-special reference to dolphins and whales	Craft - Math-varieties EVS- where they are found, how they breathe	Eng. Text Internet	Creativity-3M Content- 3M Oral Accuracy -2M Fluency -2M
3	Bouquet of natural or artificial flowers-video presentation (individual)	General	Uses of flowers The forms they are available Social and economic worth .	Math – prices EVS – uses of flowers Craft- making & arranging in a bouquet Language- presentation	Eng. Text, Interaction with, family& community	Creativity -2M Oral/written Content -4M Accuracy-2M Fluency – 2M
4	Friendship salad- Video presentation (individual)	Textual	What is the nutritive value -How many of each item used	Math- Types and number of fruits/vegetables used Art – presentation Lang- communication	Eng. Text Interaction with family and teacher	Communication skills – Content-3M Fluency-2M Accuracy-2M Presentation – 3m

5	Bird collage Video presentation (individual)	Textual	Your favourite bird -why should they be taken care of and how What can be done to save birds	EVS – surroundings Math – Number of body parts Art /Craft – Drawing and making Language- presentation	EVS-text Eng text Interaction with family internet	Content-3M Fluency – 2M Accuracy-2M Oral/written Creativity-3M
6	Food pyramid- video (individual)	General	Four main components of food-balanced diet nutritive value how many servings of each	EVS- Food we eat Math- No. of servings Art/craft – presentation Lang.,- oral/written presentation	Eng. Text EVS text Interaction with family internet	Presentation (C+F+A) 4M Critical analysis-3M Creativity 3M
7	Album- five animals from different habitats Video (individual)	Textual	explore their basic needs	EVS- animal habitation Craft/Art- drawing and presentation Language- presentation	EVS text Eng. Text Internet Interaction with family	Creativity -3M Oral/written Content -3M Accuracy-2M Fluency – 2M
8	Stick puppets– five (community helpers) (video) (individual)	Textual	How each of them serves the community and the need to respect them	Languages., presentation- EVS info. Art/Craft	EVS text Eng. Text Internet Interaction with the helpers/adults in the family	Creativity-4M Oral/written presentation- (C+F+A) 2+2+2

9	Food wheel- different parts of plant eaten as food-video (individual)video	Textual	Uses of plants and the need to grow more plants and make compost	Lang.,- presentation EVS-plant life Art/Craft – creativity Mathematics- comparison of rates	EVS text Eng. Text Internet Interaction with family	Creativity-2M Oral/written presentation- (C+F+A) 2+2+2 Critical analysis-2M
10	Secret SMS (pair)	Textual	Speak on the different ways to communicate with a hearing/visual impaired. Which departments use code language.	Mathematics- decoding patterns EVS- Braille script	Eng. Text Internet Interaction with family	Creativity-2M Oral/written presentation- (C+F+A) 2+2+2 Critical analysis-2M
11.	Mask making- Who am I? video (individual)	General	Complete information on Body structure, habitation, food habits	EVS- info animals Mathematics- number of body parts Craft – mask making Lang., presentation	Eng. Text EVS text Interaction with parents and teachers internet	Content-3M Fluency – 2M Accuracy-2M Oral/written Creativity-3M
12	National Flag	General	Importance of national symbols	EVS Languages Mathematics -	Internet Interaction with parents	Creativity-3M Content-3m Fluency-2m



					and teachers	Accuracy-2m
13.	Envelope making- video individual	General	Utility of an envelope Where available	Languages- Mathematics- Craft-	Internet Interaction	Creativity-3M Communication skills- Content-3M Fluency-2M Accuracy-2M
14	My First Letter Individual video	General	Different modes of communication Advantages/Disadvantages of letter writing	Languages Craft Mathematics	Eng. Text internet	Content-3M Fluency-3M Accuracy -2M Creativity 2M
15	Scrap Book (indoor and outdoor games) Video (individual)	General	Importance of games and sports. (fivepoints) favourite game	Languages Mathematics EVS Art/craft	Internet Interaction with family and friends	Content-3M Fluency-3M Accuracy -2M Creativity 2M
16	Comic strips Video(individual)	General		Art/Craft Languages	Story books Fables Panchatantra Language texts	Content-2M Fluency-2M Accuracy -2M Creativity 4M
17	Flash cards (modes of transport-land, water,air) Individual video presentation	Textual	When was the wheel invented? How has it changed man's life?	Languages EVS Mathematics WE	GK books Internet Interaction with family and friends.	Creativity and presentation-3M Content-3M Fluency-2M Accuracy -2M
18	Calendar (Individual)	General	Create a calendar Of your birth month. Collect information of your friends and relatives who	EVS Languages	Mathematics text Internet	Content—4M Accuracy-3M Written presentation-

			celebrate their birthdays in the same month. Mark the dates of important days in this month and write the sequence of events.			3M
19	Shopping (Individual)	General	Prepare a bill for the items purchased from online store and find the total. Compare the prices of the items of different brands and quality.	EVS Languages Art	Mathematics text Online shopping stores Internet	Content—4M Accuracy-3M presentation-3M
20	Time to investigate (Large groups)	General	Make a list of names of ten children from your class and arrange them in alphabetical order. Find out special names from this list that have the same pattern. Make a list of 10 more names with similar pattern.	EVS Languages- palindromes Art	Mathematics text English text Internet	Content—4M Accuracy-3M Written presentation-3M


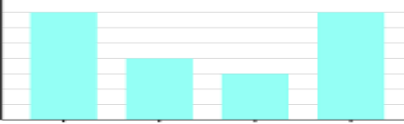
KENDRIYA VIDYALAYA SANGATHAN
SUGGESTED LIST OF MULTIDICIPLINARY PROJECTS

CLASS-4

SR NO	NAME OF THE PROJECT	TEXTUAL/ GENERAL	ADDITIONAL INFORMATION REQUIRED	SUBJECTS INTEGRATED WITH DETAILS	SOURCES OF INFO	CRITERIA FOR ASSESSMENT
----------	---------------------------	---------------------	------------------------------------	----------------------------------	--------------------	-------------------------------



1.	My Voice	General	<p>Theme-To make the child aware of his/her own thoughts. Giving children a voice to promote self-esteem and self-worth. By giving children a voice through choice, opinion, feelings and emotions. Children can develop and learn that they are important and valued. Feeling valued plays, a large role in how a child learns</p> <p>MATERIALREQUIRED:</p> <ol style="list-style-type: none"> 1. Scrapbook 2. Marker, Gliter pen, pencil 3. Glue 4. Etc. 	<p>Project- Choose any topic of your choice and make scrapbook.</p> <p>Topics (My journey to some place, my lockdown time, my life, my routine, my family, corona a pandemic, my hero, my favorite (pet/food/color/friend, subject etc.)</p> <p>Any other topic of your choice (you are free to choose your own topic)</p> <ul style="list-style-type: none"> • Paste picture • Write your own thoughts about the topic you choose. (Hindi and English both) • Draw pictures to support your thought • Write your own poem/story related to the topic. • Cover it with beautiful paper. <div style="display: flex; justify-content: space-around;">   </div> <p>1.EVS: Child will choose the topic from his/her surroundings, he/she will think, observe, the present surroundings which help them to be aware of their environment.</p> <p>2.Language- (Hindi-English) Writing his/her own thought will help him/her to enhance language proficiency and creating his/her own poems will help him to understand and know different words (rhyming words, opposite words) will learn to construct the sentences. (Hindi/English)</p> <p>3.Math - Draw picture which support your project. Drawing pictures need different shapes, lines, which help him in practicing geometrical shapes.</p>	<p>https://youtu.be/Yp-EFTfMzZo</p>	<ol style="list-style-type: none"> 1.Content, Knowledge 2.Creativity 3.Research 4.Critical thinking 5.Fluency
----	----------	---------	---	--	--	--




				4. Art craft- To support this/her thoughts child will draw picture and also make his scrap book beautiful. 5. Craft-Covering the scrap book needs crafting skill.		
--	--	--	--	--	--	--

2.	Food and Nutrition	Textual (Eating together, food and fun, spicy riddles)	<p>THEME- To aware the child about healthy lifestyle.</p> <p>Food and nutrition are the way that we get fuel, providing energy for our bodies. A healthy diet throughout life promotes healthy outcomes, supports normal growth, development and ageing, helps to maintain a healthy body weight, and reduces the risk of chronic disease leading to overall health and well-being.</p> <p>MATERIAL REQUIRED:</p> <ul style="list-style-type: none"> ➤ 1.A4 Sheets ➤ 2.Marker, glitter pen, pencil ➤ Glue ➤ Biscuit packets ➤ Clay ➤ Pictures to support your project ➤ Folder (collecting your project sheets) 	<p>Project-Make your own weekly healthy meal Plan, write one story if we eat only junk food, Sing one poem on healthy life style.</p> <p>1.EVS-Making your own healthy weekly meal plan (Containing all nutrients)</p> <p>2.MATHS- Take 2 biscuit packets of different brands. Note down the following contents on the packets of both the brands. a) Carbohydrates b) Proteins c) Fats d) Sugar Paste the empty packets of these biscuits. Also represent these nutrients through Bar graph</p>  <p>3.LANGUAGE-(HINDI AND ENGLISH) Write a dialogue between a nutritionist and a school going child on the harmful effects on junk food. EXAMPLE. (how to create dialogue)</p> <p>NUTRITIONIST: Hello Rajesh, how are you? Rajesh: Hi, I am fine. NUTRITIONIST: What are you doing? having lunch? and what are you eating? # Rajesh: Pizza, oh! and this is not a lunch. This is just a snack. NUTRITIONIST: Pizza with a lot of cheese? Rajesh, whenever I see you, you often eat either junk food or having soft drinks! (Imagine you need to go to nutritionist what are the questions you can ask and what could be expected answers you will get, above</p>	<p>Your NCERT textbook. You tube link(can help in making project)songs1 https://youtu.be/5dR22hbln6w 2.https://youtu.be/p_0sdXy6Yf4 (healthy plate)https://youtu.be/GmhxMMJ2Pw</p>	<p>1. Content ,knowledge 1.Creativity 2.Research 3. Critical thinking</p>
----	--------------------	--	--	---	--	---

				example will help you create your own)		
--	--	--	--	--	--	--

				<p>4.MUSIC-sing one song /poem on food/health food/any other related to the topic (your own choice) make video.</p> <p>5.Art-craft-(1) Draw your favorite food platter. (2) Make two food items with clay and tag in your projects sheet.</p>		
--	--	--	--	--	--	--

3.	My safety my responsibility	general	<p>Theme-to make the child aware of “our responsibility” on road.</p> <p>Road safety is an important part of everyday life. Across the nation, people use roads and sidewalks to get to work, school, stores and home.</p>  <p>MATERIALREQUIRED:</p> <ol style="list-style-type: none"> 1. A4Sheets 2. Marker, glitter pen, pencil 3. Glue 4. Clay 5. Pictures to support your project 6. Folder (collecting your project sheets) 	<p>Project: TRAFFIC SAFETY</p>  <ol style="list-style-type: none"> 1.EVS-a) Write the importance of traffic rules in our life. b) Make a list of some traffic rules you will follow while coming to the school. 2.MATHS: Traffic safety there are many traffic signs which you come across daily in your life. Using a traffic safety chart select few traffic signs which are exclusively made using mathematical shapes and symbols. Draw/paste relevant pictures. 3.LANGUAGE: HINDI/ENGLISH Traffic Safety-Write a paragraph on 'Importance of Traffic rules in our life'' 4.ART-Draw pictures of traffic signals. 5.Craft-Make one collage painting of non-polluted means of transport. 6.MUSIC-Sing one poem on Traffic safety. 	<p>Linkforhelp https://youtu.be/PpEWVxNj2xo</p> <p>poem: https://youtu.be/h6IeYi_rZ64</p>	<ol style="list-style-type: none"> 1. Content knowledge 2. Creativity 3. Research 4. Critical thinking 5. fluency
----	-----------------------------	---------	--	--	---	--

4	<p>YES! I am A great “organizer”</p>	<p>General and include chapter of EVS: -Eating together -Food and fun</p>	<p>THEME- To make the child a good planner and in organizing events which develop problem solving skills, critical thinking and enhance creativity.</p>  <p>Events bring people together for a common purpose. It develops many skills like:</p> <p>Organizational Skills. Communication. Problem solving Critical thinking</p> <p>MATERIALREQUIRED:</p> <ol style="list-style-type: none"> 1. A4Sheets 2. Marker, glitter pen pencil 3.Glue 4.Items (that you need of celebration) 	<p>Project: Planning and organize celebration of any festival, birthday any ritual puja at home.</p>  <p>1.EVS: Find and write down different event that is celebrated at your home. Make a list and discuss with your siblings, choose which event you want to organize and give a beautiful surprise to your parents.</p> <p>2.Language: Write down the item needed make list while writing use punctuation rules. i.e. (first letter of the word must be capital, using full stop or other sign of punctuation) while discussing and listing down events and things needed for celebrating their language proficiency will enhance.</p> <p>3. Maths: Make list of items needed. i.e(Decoration things, food items, music system or etc)</p>  <p>Make list of things to be purchased with price. Count total amount that is needed.</p>	<p>https://youtu.be/AAYQBNZUGkk</p>	<p>Content knowledge</p> <ol style="list-style-type: none"> 1.Creativity 2.Research 3.Critical thinking 4.Fluency
---	--------------------------------------	---	--	--	--	---



				<p>4.Music-singing and performing dance</p> <p>5.Art-craft-making invitation cards of parents.</p>		
--	--	--	--	--	--	--



6.Physical education-while drawing and crafting the fine motor skills will be strengthened.

Record video, and take pictures of the whole event and paste in project file.

Note:(After the program you must clean the place and pay gratitude to everyone who helped you)

5.	Mindfulness activities and Immunity booster yoga	general	<p>Theme: To build awareness about sound body & sound soul. Also promotes “Fit India movement”</p>  <p>MATERIAL REQUIRED:</p> <ol style="list-style-type: none"> 1. A4 Sheets 2. Marker, glitter pen pencil 3. Glue 4. folder 	 <p>Project-Write importance of yoga in our life specifically in the pandemic situation & perform any five yoga (link has been given, picture also be given) prepare one poem on “healthy mind healthy soul”.</p> <ol style="list-style-type: none"> 1. EVS- Write one paragraph on “how yoga is useful for us” <p>Child will get awareness about his/her surroundings and knowledge of importance of how a healthy life style is important of us.</p> <ol style="list-style-type: none"> 2. Math- Count your breath while performing yoga. Note down and make list of it. 	<p>https://youtu.be/XRIFzsFCN0 (Immunity booster yoga)</p> <p>https://youtu.be/w2KOHAqqKA A (relax and calm yoga for children)</p> <p>https://youtu.be/csqwU9RZOC4 (how to keep mind and body healthy)</p>	<ol style="list-style-type: none"> 1. Content knowledge 2. Creativity 3. Research 4. Critical thinking 5. Fluency
----	--	---------	--	---	---	--

How Many Breaths?

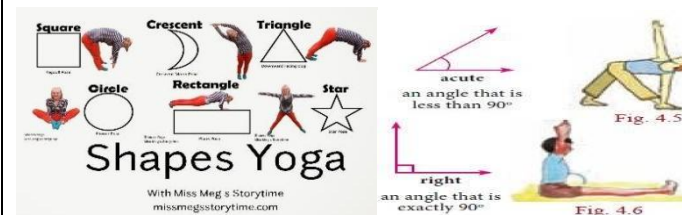
What You Need:
 • A digital timer
 • A green/yellow balloon

Living things need oxygen to help them live and grow! You take in oxygen, spread it to your body parts, and get rid of the extra. When your green balloon has the same number of breaths your green balloon has, put your hand on it and count how many breaths you take.

Time	Number of Breaths
3 seconds
5 seconds
7 seconds
9 seconds
11 seconds
13 seconds

e.g: Above sheet is example of how to count and write, it can be extended up to 60sec.

Make list of which shapes of geometry is used in your asana



(While performing yoga, he will get to know about different shapes and angles as most of the yoga requires certain shapes and angles. i.e (acute angle, right angle etc)

3. Language- (Hindi/English both)


Speak up- speech on “how yoga is useful for us”


While performance his/her fluency and command over language will improve. It will also enhance his /her language proficiency.

4. Art-Child will draw five asana poses in project file.


5. Music-sing poem on healthy body healthy mind.


Note:(Record video and take pictures of your project and paste in project file)


6	<p>SURVEY PALMPHLET (INDIVIDUAL)</p>	<p>GENERAL</p>	<p>KNOWLEDGE ABOUT SELF, FAMILY, FRIENDS AND SOCIETY.</p> <p>HINTS: MATHS: CHILDREN WRITE PHONE NUMBERS, HOUSE NO, DATE OF BIRTH OF FAMILY MEMBERS, AREA PIN CODE, ANNIVERSARY DATES, FESTIVAL DATES ETC. THEY CAN DIVIDE THE SURVEY PALMPHLET AS GIVEN IN THE SAMPLE PICTURE.</p> <p>LANGUAGE: SIMPLE SENTENCES ABOUT FAMILY MEMBERS AND THEIR PROFESSIONS, LIKES AND DISLIKES ETC.</p> <p>ART: DRAWING PICTURES OF FAMILY MEMBERS, HOUSE, GARDEN, FRIENDS ETC.</p> <p>EVS: FAMILY HISTORY AND IMPORTANT DATES OF CELEBRATIONS, FESTIVALS, ABOUT FRIENDS, RELATIVES ETC.</p> <p>CRAFT: DECORATION WORK FOR PRESENTATION OF SURVEY PALMPHLET. SELF MADE SHORT VIDEOS ALSO ALLOWED.</p>	 <p>(SAMPLE PICTURE)</p> <p>STUDENTS WILL LEARN MATHEMATICS WHILE WRITING THE NUMBER OF FAMILY MEMBERS AND GEOMETRY WHILE DIVIDING THE PALMPHLET IN TO DIFFERENT SHAPES. THEY WILL LEARN LANGUAGE SKILLS WHILE DESCRIBING ABOUT FAMILY MEMBERS, FRIENDS AND RELATIVES. ART CAN BE LEARNT WHILE DRAWING THE PICTURES OF FAMILY MEMBERS AND FRIENDS. EVS CAN BE LEARNT WHILE KNOWING ABOUT FAMILY, FRIENDS RELATIVES AND THE IMPORTANT OCCASSIONS IN THEIR LIVES. CRAFT WORK CAN BE LEARNT WHILE DECORATING THE SURVEY PALMPHLET.</p>	<p>SELF, FAMILY, FRIENDS, RELATIVES</p>	<p>ACCURACY , RESEARCH CRITICAL AND ANALYTICAL THINKING, COMMUNICATIVE SKILL</p>
---	--	----------------	---	---	---	--


7	<p>DAILY LIFE ACTIVITIES CLOCK (INDIVIDUAL)</p>	<p>TEXTUAL</p>	<p>JUDICIOUS USAGE OF TIME FOR BETTERMENT OF SELF</p> <p>HINTS: MATHS: CIRCLE, DIVISION OF THE ACTIVITY CLOCK ACCORDING TO TIME SPENT ON DIFFERENT ACTIVITIES.</p> <p>ART: COLOURING DIFFERENT ACTIVITIES IN DIFFERENT COLOURS.</p> <p>LANGUAGE: WORDS AND SIMPLE SENTENCES TO DESCRIBE THE ACTIVITIES ONE DOES.</p> <p>CRAFT: PREPARATION OF HANDS OF THE CLOCK AND DECOATION OF THE ACTIVITY CLOCK</p> <p>MUSIC: SONGS ABOUT CLOCK, MUSICAL NOTES A CLOCK PRODUCES CAN BE PRESENTED.</p> <p>SELF MADE SHORT VIDEOS ALSO ALLOWED.</p>	 <p>(SAMPLE PICTURE)</p> <p>STUDENTS WILL LEARN MATHEMATICS WHILE WRITING NUMBERS IN THE CLOCK AND GEOMETRY WHILE DIVIDING THE CLOCK AS PER WORK IN TO DIFFERENT PARTS.THEY WILL LEARN LANGUAGE SKILLS (VERBS) WHILE DESCRIBING ABOUT THEIR ACTIVITIES. ART CAN BE LEARNT WHILE DRAWING THE CLOCK PICTURE. EVS CAN BE LEARNT WHILE WRITING ABOUT DIFFEENT ACTVTITIES.CRAFT WORK CAN BE LEARNT WHILE PREPARING THE HANDS OF THE CLOCK AND DECORATING THE CLOCK.MUSIC CAN BE LEARNT WHILE DESCRIBING ABOUT THE SOUND OF A CLOCK.</p>	<p>SELF EXPERIENCES, TEXT BOOK, INTERNET RESOURCES</p>	<p>KNOWLEDGE, CRITICAL AND ANALYTICAL THINKING PLANNING</p>
---	---	----------------	---	--	--	---


8	<p>GOOD DEED TREE (INDIVIDUAL)</p>	<p>TEXTUAL</p>	<p>AWARENESS OF DOING GOOD TO OTHERS AND LEARNING THE VALUES</p> <p>HINTS:</p> <p>ART: A TREE CAN BE DRAWN WITH BRANCHES BUT WITHOUT LEAVES.</p> <p>MATHS: NUMBER OF GOOD DEEDS LIKE HELPING FAMILY MEMBERS, GRAND PARENTS, AND CLEANLINESS IN A DAY, WEEK, AND MONTH CAN BE PRESENTED.</p> <p>LANGUAGE /VALUE EDUCATION: STUDENTS CAN WRITE OR SPEAK THE GOOD DEEDS DONE BY THEM .AND THEY CAN LEARN AND FIND OUT THE RESULTS OF DOING GOOD TO OTHERS.</p> <p>CRAFT: FOR EACH GOOD DEED A LEAF WILL BE ADDED TO THE TREE AFTER WRITING THE DEED ON THE LEAF.</p> <p>SELF MADE SHORT VIDEOS ALSO ALLOWED.</p>	<div data-bbox="1223 190 1464 389" data-label="Image"> </div> <p>(SAMPLE PICTURE)</p> <p>STUDENTS WILL LEARN ART WHILE DRAWING THE TREE.THEY WILL LEARN LANGUAGE SKILLS WHILE DESCRIBING ABOUT THE GOOD DEEDS THEY HAD DONE. CRAFT CAN BE LEARNT WHILE DECORATING THE GOOD DEED TREE. EVS CAN BE LEARNT WHILE DRAWING DIFFERENT PARTS OF THE TREE. MUSIC CAN BE LEARNT WHILE SINGING ABOUT GOOD DEEDS .VALUE EDUCATION CAN BE LEARNT AS CHILDREN CAN DIFFERENTIATE BETWEEN GOOD AND BAD DEEDS.</p>	<p>SELF EXPERIENCES</p>	<p>CRITICAL AND ANALYTICAL THINKING COMMUNICATIVE SKILL,</p>
---	--	----------------	--	---	-------------------------	--


9	<p>VOCABULARY JAR</p> <p>(INDIVIDUAL)</p>	<p>GENERAL</p>	<p>DEVELOPING NEW LEARNING OPPORTUNITIES IN A CONSTRUCTIVE MANNER</p> <p>HINTS:</p> <p>CRAFT: STUDENTS WILL COLLECT FROM THEIR HOME AN UNUTILISED JAR /BOWL/BASKET TO PREPARE A VOCABULARY JAR AND DECORATE IT NEATLY.</p> <p>MATHS: STUDENTS WILL UTILISE THE LOCKDOWN TIME BY COLLECTING NUMBEROF NEW WORDS ON DAILY BASIS FROM DIFFERENT SOURCES.</p> <p>LANGUAGE: THE COLLECTION OF NEW WORDS WILL HELP THEM TO DEVELOP WORD POWER AND WILL TRY TO LEARN THEIR USAGE.</p> <p>EVS: RE-UTILISATION OF LEFT OVER ITEMS CAN BE DONE BY STUDENTS FOR A VOCABULARY JAR.</p> <p>SELF MADE SHORT VIDEOS ALSO ALLOWED.</p>	 <p>(SAMPLE PICTURE)</p> <p>STUDENTS WILL LEARN MATHEMATICS WHILE WRITING THE NUMBER OF WORDS THEY COLLECTED IN A DAY. CRAFT WORK CAN BE LEARNT WHILE DECORATING THE VOCABULARY JAR.THEY WILL LEARN LANGUAGE SKILLS WHILE DESCRIBING THE USAGE OF THOSE NEW WORDS. EVS CAN BE LEARNT WHILE RE-UTILISING THE ITEMS AVAILABLE IN THEIR HOME.</p>	<p>SELF EXPERIENCES, TEXT BOOKS, DICTIONARY, MAGAZINES, NEWSPAPERS</p>	<p>COMMUNICATIVE SKILL,</p> <p>RESEARCH</p> <p>CRITICAL AND ANALYTICAL THINKING</p>
---	---	----------------	--	--	--	---


<p>10</p>	<p>POEM OF OPPOSITES (INDIVIDUAL)</p>	<p>GENERAL</p>	<p>DEVELOPMENT OF CREATIVE THINKING SKILLS</p> <p>HINTS:</p> <p>MATHS: FIRST COLLECTION OF NUMBER OF OPPOSITE WORDS FROM DIFFERENT SOURCES.</p> <p>LANGUAGE: TRY TO USE THE PAIRS OF OPPOSITES FOR A SMALL MEANINGFUL POEM.</p> <p>ART: SMALL PICTURES CAN BE DRAWN ALONG WITH THE OPPOSITE WORDS.</p> <p>CRAFT: DECORATION OF THE WORK CAN BE DONE FOR BEAUTIFUL PRESENTATION.</p> <p>SELF MADE SHORT VIDEOS ALSO ALLOWED.</p>	<p> (SAMPLE PICTURE)</p> <p>STUDENTS WILL LEARN MATHEMATICS WHILE WRITING THE NUMBER OF OPPOSITE WORDS. THEY WILL LEARN LANGUAGE SKILLS WHILE WRITING THE POEM USING OPPOSITE WORDS. MUSIC CAN BE LEARNT WHILE RECITING THE POEM WITH IMITATION. ART CAN BE LEARNT WHILE DRAWING THE WORD PICTURES. CRAFT WORK CAN BE LEARNT WHILE DECORATING THE POETIC WORK. EVS CAN BE LEARNT WHILE USING THE OPPOSITE WORDS RELATED TO NATURE.</p>	<p>TEXT BOOK, MAGAZINES, YOU TUBE SOURCES, INTERNET,</p>	<p>CONTENT, KNOWLEDGE, COMMUNICATIVE SKILLS</p>
-----------	--	----------------	--	--	--	---

11	My birth day calendar.	Time	<p>Make the calendar of the month in which your birth day come and list the special day's list. Write five lines of the special day's any other festival in that month.</p>  <p style="text-align: center;">or</p>	<p>Language subjects: 1.Hindi 2. English Students write the details of the festival or special days. 3. EVS: students can write about earth day, environment day, maker Sankranthi, or festivals related to farming. 4.Maths</p>	<p>Home calendar. Internet. YouTube, Wikipedia</p>	<p>Creativity Content knowledge</p>
----	------------------------	------	---	---	---	--

12	My routine	Time	<p>Make your daily routine. Consider following points:</p> <ol style="list-style-type: none"> 1. Wake up time: 2. Taking bath: How much water your take to bath?From where the water come from? Is water filtered? How can you save the water? 3. Break fast: Which items do you eat? Who does make these items? Which materials are used to make them? Is the food safe? Where the food was cooked? 4. Study time: 5. Watching tv: Which tv channel do you watch? How much time do you watch the tv? Which TV programme do you like? 6. Lunch time 7. Dinner time 8. Playing time: 9. Hobbies 10. Sleeping time 	<p>Language subjects</p> <ol style="list-style-type: none"> 1.English 2.Hindi <p>Students write the answers of questions in Hindi or English.</p> <ol style="list-style-type: none"> 3.EVS: students write about water and food safety. 4. Math 	Family member and Internet	Content knowledge. Creativity.
----	------------	------	--	---	----------------------------	--------------------------------

13	Sweet home sweet family	Measure ment	<p>List your family member: Measure the height of each family member. List the habits of each family member. Is there any resemblance among family member? Like eyes, nose, habits, hobbies. Find why this is? List the amount of water and food taken by each family member.</p> 	<p>Language: 1. Hindi 2. English Students will use English and Hindi language to write the information. 3. EVS: students will observe the characteristics passed from parent to child. 4. Maths :</p>	Family members. internet	Creativity Critical analysis.
----	----------------------------	-----------------	---	--	-----------------------------	----------------------------------

14	My art	Fractions	<p>Take four color papers: Red, green, yellow orange Make round shape of each color paper. Divide each circle in four equal parts: Write and read each part. Make flower from pasting each color paper part. Find the rules of traffic for each color and write the rules.</p> 	<p>Language: Students will write the information in 1.Hindi 2.English 3.EVS: students will write about traffic rules. 4. Math: 5. Art: students will make designs.</p>	Internet	Creativity.
----	--------	-----------	---	---	----------	-------------

15	My prints	Patterns	<p>Take any three things like leaf of any tree, tip of bottle, button of shirts. Write the information of that things in 10 lines. Ex. If you take leaf then mention the name of the tree, which things are required to grow tree? How can you save the trees? If you take button then where did it made? How did it make? Which things are required to make it? Now take different water color and take print of each thing on paper and make a beautiful designs.</p>		<p>Language: Students will write the information in 1.Hindi 2.English 3.EVS: Students collect the information of tree and other things. 4.Maths</p>	Internet	Creativity Critical analysis
----	-----------	----------	---	---	--	----------	---------------------------------

16	गेंद और खेल	पाठ्यक्रम	<p>कई प्रकार के गेंदों और उससे खेले जाने वाले खेल के बारे में जानकारी प्राप्त करके फ़ाइल बनाना</p> <p>Materials required Scrapbook मार्केर्स पेंसिल गेंद</p>	<p>गणित गेंदों के आकार</p> <p>चित्रकला चित्र बनाना</p> <p>W.E चित्र चिपकाना संगीत खेलों के गाने खेल कूद स्वस्थ</p>	इंटरनेट यूट्यूब Videos	विषयज्ञान सज़ावट सृजनात्मक शुद्धता
----	-------------	-----------	--	---	------------------------------	---

17	कोविड19 (कोरोना) के बारे में फ़ाइल बनाना	साधारण ज्ञान	कोरोना बीमारी के बारे में जानकारी वाइरस का चित्र बनाकर उसके बारे में कुछ वाक्य लिखो सुरक्षा के नियम पहला और दुसरा चरण में अंतर भारत में कितने लोग संक्रमित हुए ?	चित्रकला विज्ञान सामाजिक ज्ञान गणित	इंटरनेट वीडेओस्यू- ट्यूब खबरकागज़ https://youtu.be/n8OsjDbVxoc	विषयवस्तु रचनात्मक कार्य यथार्थता
----	--	-----------------	--	---	---	--

18	चित्रमय मुहावरे व्याकरण	पाठ्यपुस्त क	दस मुहावरे एकट्ठा करो जैसे ईद का चाँद दिया तले अँधेरा उनके चित्र बनाकर मुहावरा लिखो या चित्र चिपकाओ	WE चित्र चिपकाना चित्रकला चित्र बनाकर समझना गणित	https://youtu.be/9brLg8U7wnE	सृजनात्मक सटीकता विषयज्ञा न
----	-------------------------------	-----------------	---	---	---	--

19	बड़े होकर क्या बनना चाहते हो?	पाठ्यपुस्तक	आप बड़े होकर क्या बनना चाहोगे जैसे डॉक्टर सैनिक पायलट etc	EVS —हमारे मददगार Language- दोनों हिन्दी और अंग्रेजी में नाम जानना	इंटरनेट यू ट्यूब	भाषाज्ञान चिंतन शक्ति सृजनात्मक प्रस्तुतीकरण संप्रेषण Resources
----	-------------------------------	-------------	--	--	---------------------	---

20	तरह तरह के बादल (स्क्रेप बूक)	पाठ्यक्रम	बादलों के बारे में ज्ञान आसमान में बादलों को अपनी कल्पना से किसी भी चीजों जैसे जानवर कार्टून परी वगैरह कैसे महसूस होता है लिखो	गणित (आकार) पर्यावरण अध्ययन बारिश और बादल के संबंध चित्रकला बादलों के चित्र		विषय ज्ञान यथार्थता चिंतन RESOURCES
----	-------------------------------	-----------	---	--	--	---

